



US00D634741S

(12) **United States Design Patent**
Richardson et al.

(10) **Patent No.:** **US D634,741 S**

(45) **Date of Patent:** **** Mar. 22, 2011**

(54) **CASE**

(75) Inventors: **Curtis Richardson**, Fort Collins, CO
(US); **Jamie Johnson**, Fort Collins, CO
(US); **Jonathan Watt**, Broomfield, CO
(US); **Travis Smith**, Fort Collins, CO
(US)

(73) Assignee: **Otter Products, LLC**, Fort Collins, CO
(US)

(**) **Term:** **14 Years**

(21) **Appl. No.:** **29/368,655**

(22) **Filed:** **Aug. 26, 2010**

(51) **LOC (9) Cl.** **14-03**

(52) **U.S. Cl.** **D14/250**

(58) **Field of Classification Search** D14/250,
D14/440; D3/201, 218, 269, 301, 273; D13/103;
220/4.02; 224/191, 240, 241, 245, 682-683;
248/309.1; 361/679.56; 379/426, 433.11,
379/455; 455/575.1, 575.8; 190/100; 206/305,
206/320

See application file for complete search history.

(56) **References Cited**

U.S. PATENT DOCUMENTS

D556,681	S	*	12/2007	Kim	D13/103
D563,093	S	*	3/2008	Nussberger	D3/201
D565,291	S	*	4/2008	Brandenburg et al.	D3/218
D570,593	S	*	6/2008	Justiss	D3/201
D593,746	S	*	6/2009	Richardson et al.	D3/201
D600,908	S	*	9/2009	Richardson et al.	D3/218
D613,282	S	*	4/2010	Richardson et al.	D14/250
D615,077	S	*	5/2010	Richardson et al.	D14/250
D615,535	S	*	5/2010	Richardson et al.	D14/250
D616,361	S	*	5/2010	Huang	D13/103
D617,784	S	*	6/2010	Richardson et al.	D14/250
D617,785	S	*	6/2010	Richardson et al.	D14/250
D617,786	S	*	6/2010	Richardson et al.	D14/250
D619,130	S	*	7/2010	Fellig	D14/250
D620,487	S	*	7/2010	Richardson et al.	D14/250
D621,394	S	*	8/2010	Richardson et al.	D14/250

D623,179	S	*	9/2010	Richardson et al.	D14/250
D624,533	S	*	9/2010	Richardson et al.	D14/250
D626,119	S	*	10/2010	Fellig	D14/250
D626,120	S	*	10/2010	Richardson et al.	D14/250
D628,568	S	*	12/2010	Richardson et al.	D14/250
2009/0181729	A1	*	7/2009	Griffin et al.	455/575.1
2010/0203931	A1	*	8/2010	Hynecek et al.	455/575.8
2010/0224519	A1	*	9/2010	Kao	206/320
2010/0240427	A1	*	9/2010	Lee	455/575.8
2010/0300909	A1	*	12/2010	Hung	206/320

OTHER PUBLICATIONS

iPhone4 Impact Series Case, includes customer review dated Oct. 16, 2010, <URL:http://www.otterbox.com/iPhone-4-Impact-Series-Case/APL1-I4XXX,default,pd.html>, retrieved from internet Dec. 16, 2010.*

Droid X by Motorola Impact Series Case, <URL:http://www.otterbox.com/DROID-X-by-Motorola-Impact-Series-Case/MOT1-DRODX,default,pd.html>, retrieved from internet Dec. 16, 2010.*

(Continued)

Primary Examiner — Robert M Spear
Assistant Examiner — Carla Jobe Wright

(57) **CLAIM**

The ornamental design for a case, as shown and described.

DESCRIPTION

FIG. 1 is a front isometric view of a case showing our new design;

FIG. 2 is a rear isometric view thereof;

FIG. 3 is a front view thereof;

FIG. 4 is a rear view thereof;

FIG. 5 is a left view thereof;

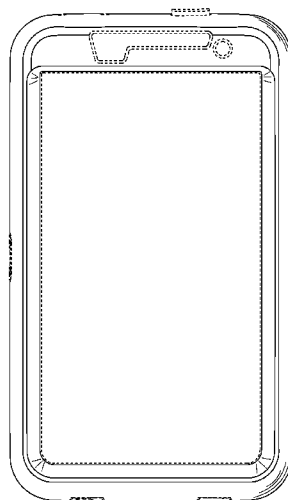
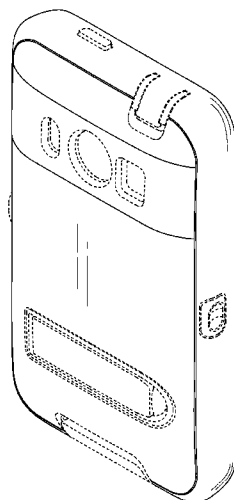
FIG. 6 is a right view thereof;

FIG. 7 is a top view thereof; and,

FIG. 8 is a bottom view thereof.

The broken lines immediately adjacent the claimed surfaces represent boundaries of the claimed design. All other broken lines are directed to environment. The broken lines and unshaded regions bounded by the broken lines form no part of the claimed design.

1 Claim, 6 Drawing Sheets



OTHER PUBLICATIONS

HTC EVO Impact Series Case, earliest customer review dated Oct. 20, 2010, <URL:<http://www.otterbox.com/HTC-EVO-Impact-Se->

[ries-Case/HTC1-EVO4G,default,pd.html](http://www.otterbox.com/HTC-EVO-Impact-Series-Case/HTC1-EVO4G,default,pd.html)>, retrieved from internet Dec. 16, 2010.*

* cited by examiner

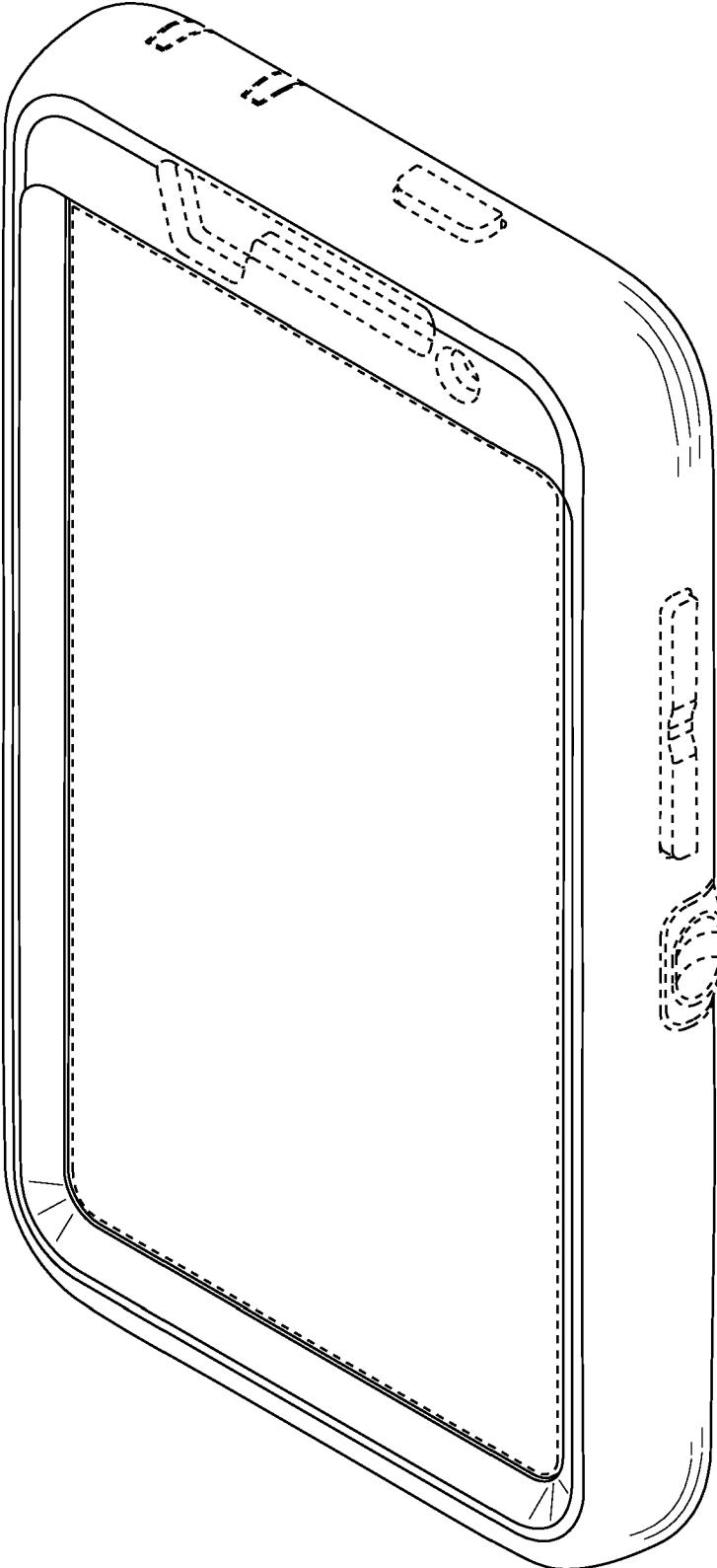


FIG. 1

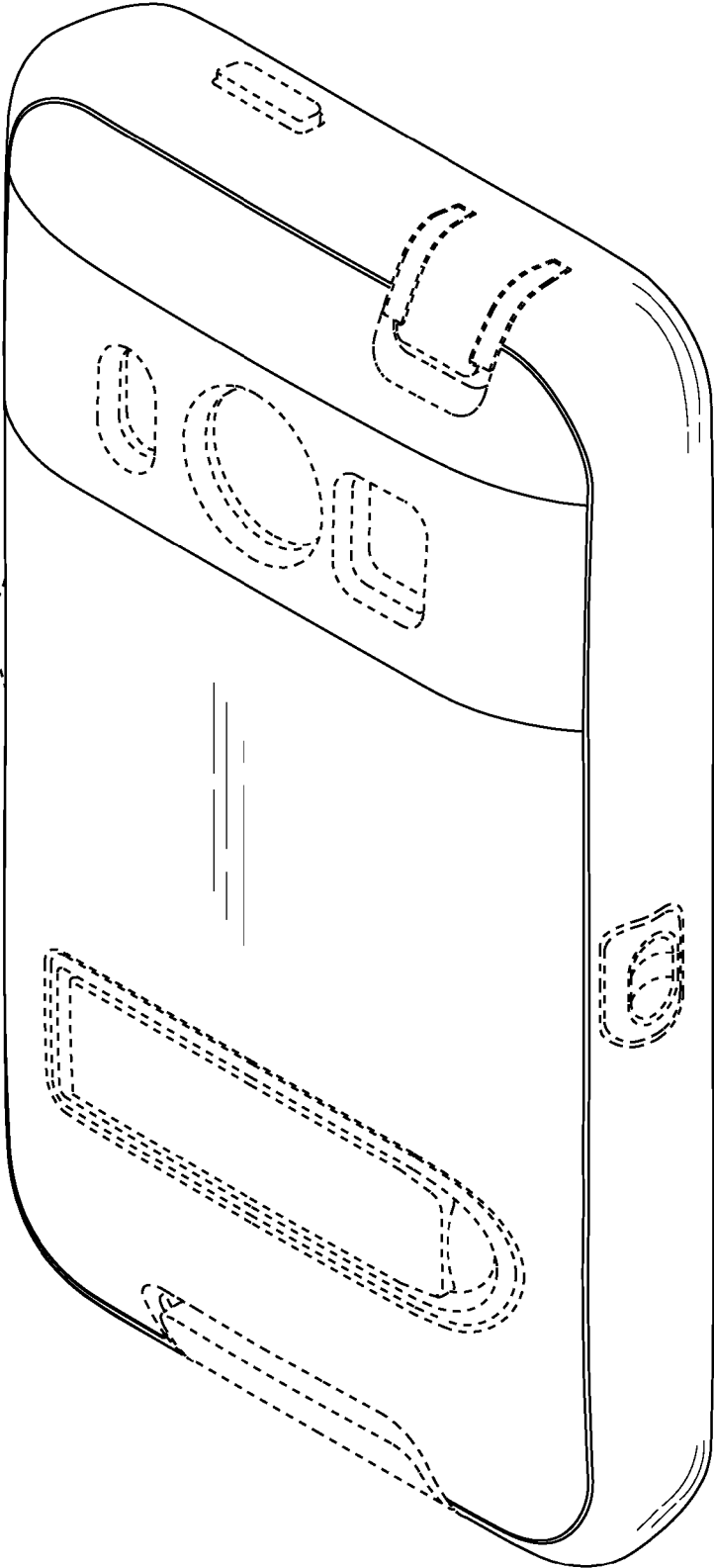


FIG. 2




FIG. 3

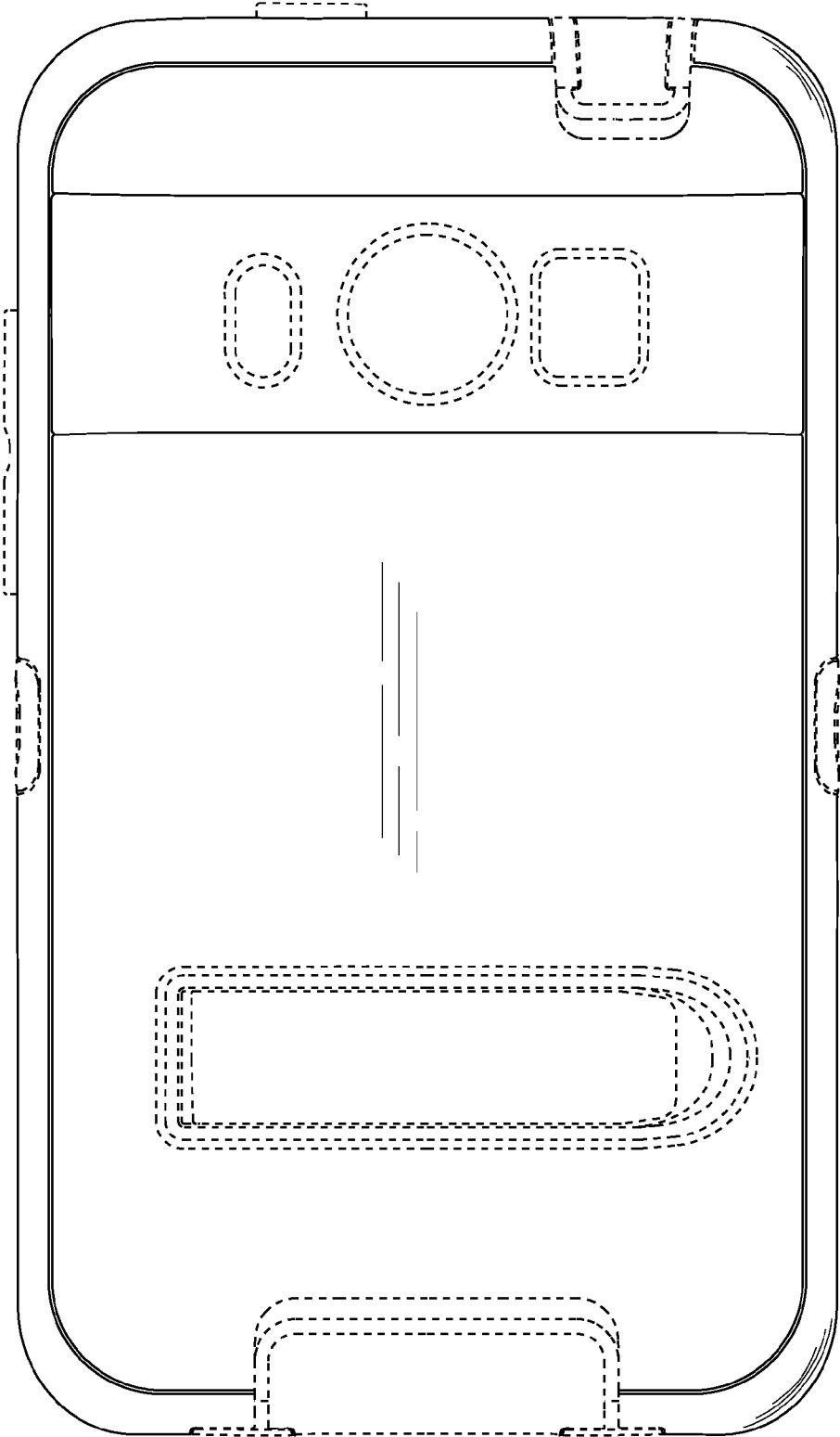


FIG. 4

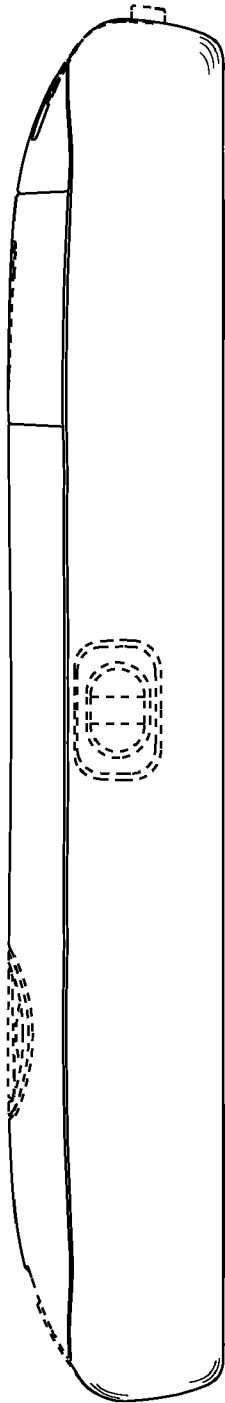


FIG. 5

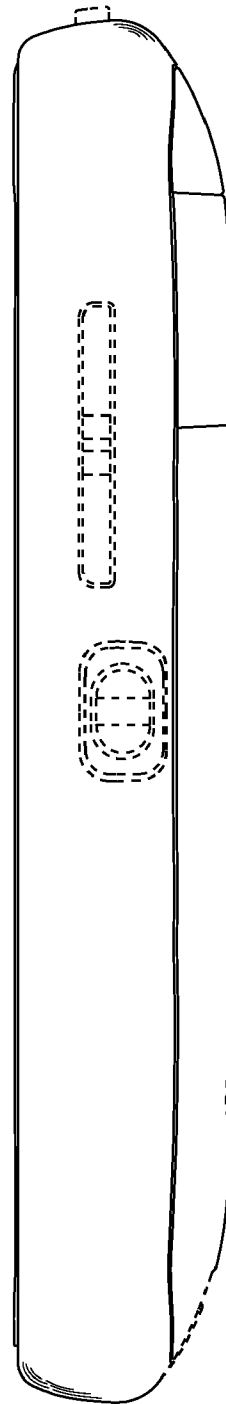


FIG. 6

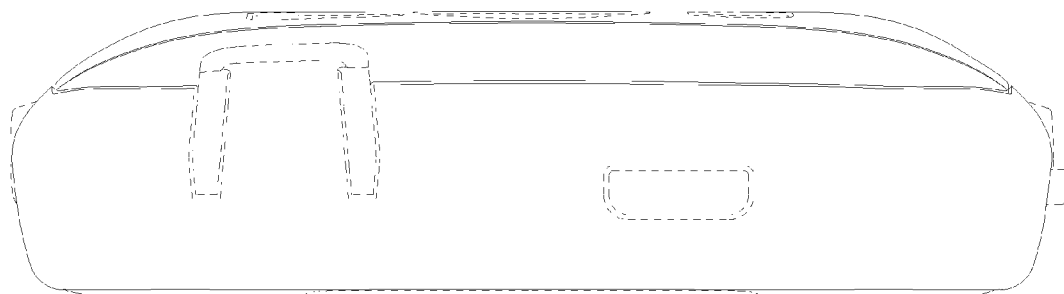


FIG. 7

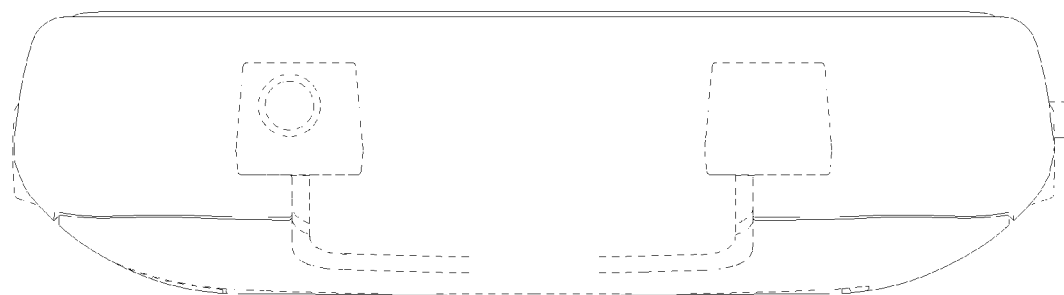


FIG. 8