



US00D514808S

(12) **United States Design Patent**  
**Morine et al.**

(10) **Patent No.:** **US D514,808 S**

(45) **Date of Patent:** **\*\* Feb. 14, 2006**

(54) **ROUNDED, RIBBED BOX**

(75) Inventors: **Alan V. Morine**, Fort Collins, CO  
(US); **Douglas A. Kempel**, Fort Collins,  
CO (US); **Curtis R. Richardson**, Fort  
Collins, CO (US)

(73) Assignee: **Otter Products, LLC**, Fort Collins, CO  
(US)

(\*\*) Term: **14 Years**

(21) Appl. No.: **29/205,848**

(22) Filed: **May 21, 2004**

(51) **LOC (8) Cl.** ..... **03-01**

(52) **U.S. Cl.** ..... **D3/273; D3/294**

(58) **Field of Classification Search** ..... D3/201,  
D3/272, 273, 276, 281, 282, 294, 295; D9/420,  
D9/423, 424; D27/189; 206/349, 372, 373;  
220/324, 833, 834, 825, 835; 190/100, 110,  
190/111; 312/902

See application file for complete search history.

(56) **References Cited**

**U.S. PATENT DOCUMENTS**

2,392,787	A	1/1946	Vermot	
3,590,988	A	7/1971	Hollar	
D275,822	S	* 10/1984	Gatland et al.	D3/282
4,703,161	A	10/1987	McLean	
4,762,227	A	8/1988	Patterson	
5,092,459	A	3/1992	Uljanic et al.	
D347,732	S	* 6/1994	Wentz	D3/294
D413,202	S	* 8/1999	Schmitt et al.	D3/276
D419,297	S	* 1/2000	Richardson et al.	D3/273
D419,767	S	* 2/2000	Richardson et al.	D3/273

6,041,924	A	3/2000	Tajima	
6,049,813	A	4/2000	Danielson et al.	
D439,407	S	* 3/2001	Parker	D3/276
6,215,474	B1	4/2001	Shah	
D441,954	S	* 5/2001	Parker	D3/279
6,239,968	B1	5/2001	Kim et al.	
6,273,252	B1	8/2001	Mitchell	
6,301,100	B1	10/2001	Iwata	
6,313,982	B1	11/2001	Hino	
6,317,313	B1	11/2001	Mosgrove et al.	
6,445,577	B1	9/2002	Madsen et al.	
D464,196	S	* 10/2002	Parker	D3/273
D465,330	S	* 11/2002	Parker	D3/273
D470,659	S	* 2/2003	Story et al.	D3/291

\* cited by examiner

*Primary Examiner*—Philip S. Hyder

(74) *Attorney, Agent, or Firm*—Cochran Freund & Young  
LLC; William W. Cochran

(57) **CLAIM**

The ornamental design for a rounded, ribbed box, as shown  
and described.

**DESCRIPTION**

FIG. 1 is an isometric view of a rounded, ribbed box  
showing my new design.

FIG. 2 is a front view thereof.

FIG. 3 is a top view thereof.

FIG. 4 is a right side view thereof.

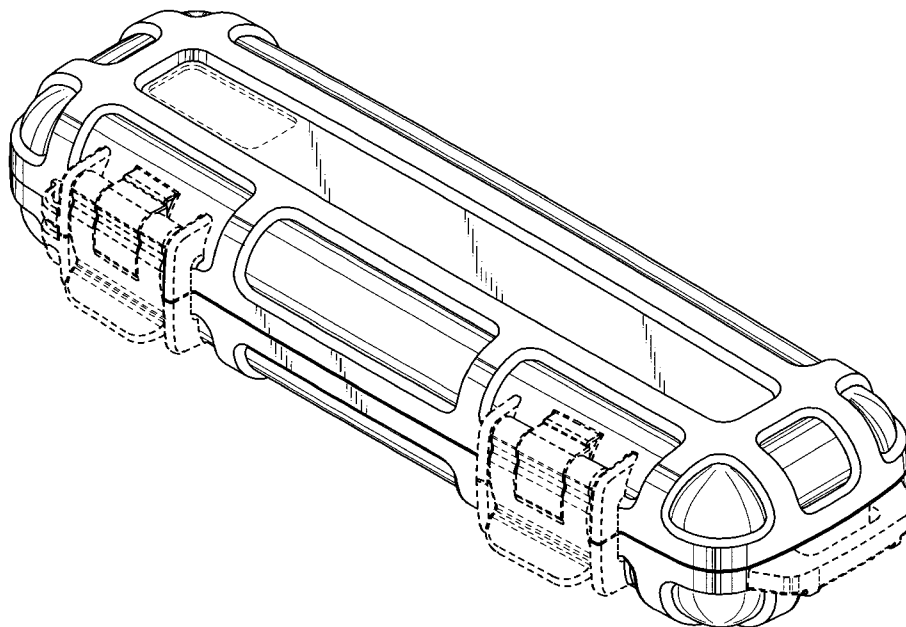
FIG. 5 is a left side view thereof.

FIG. 6 is a rear view thereof; and,

FIG. 7 is a bottom view thereof.

The broken line portions of the disclosure are for illustrative  
purposes only and form no part of the claimed design.

**1 Claim, 7 Drawing Sheets**



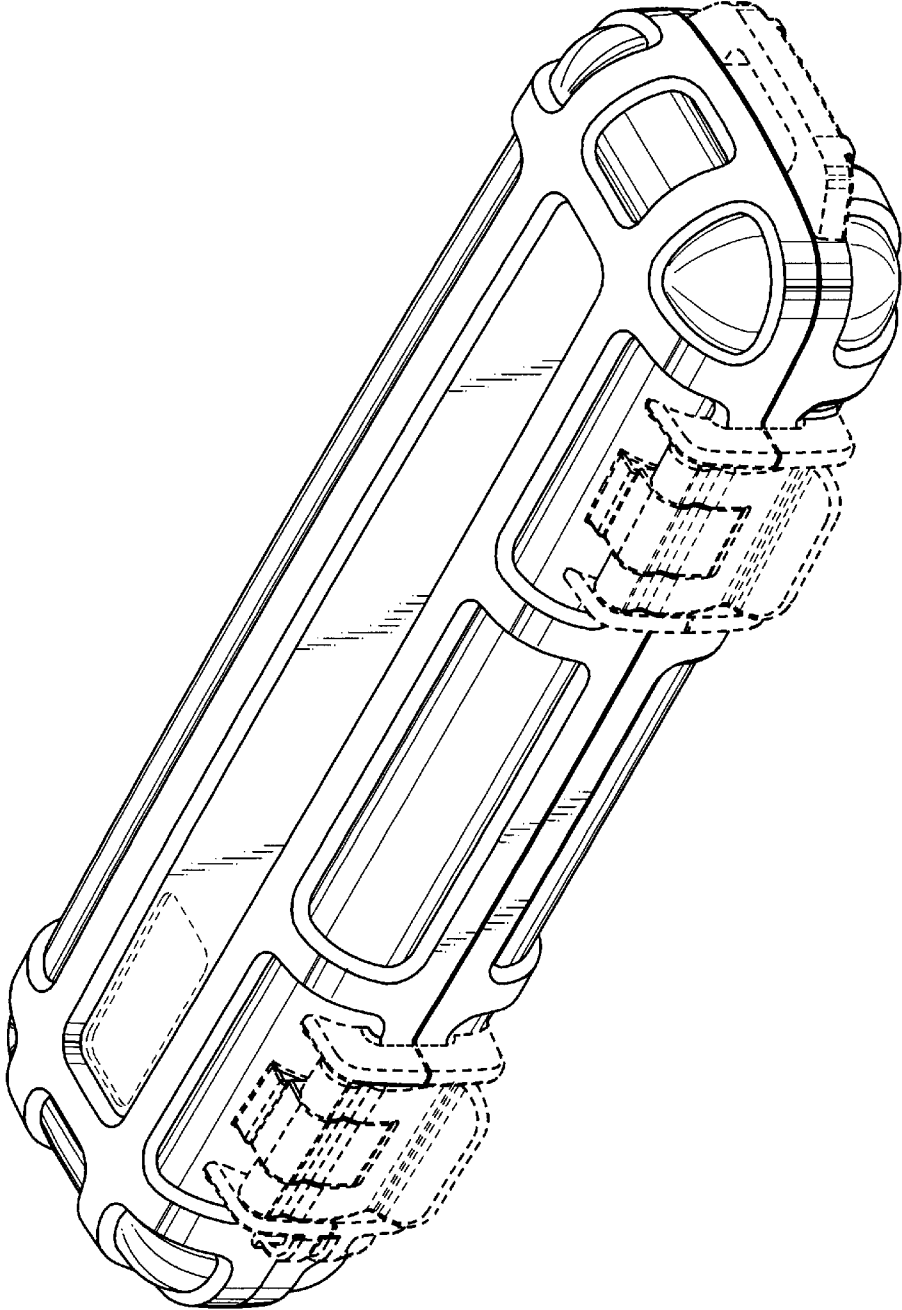


FIGURE 1

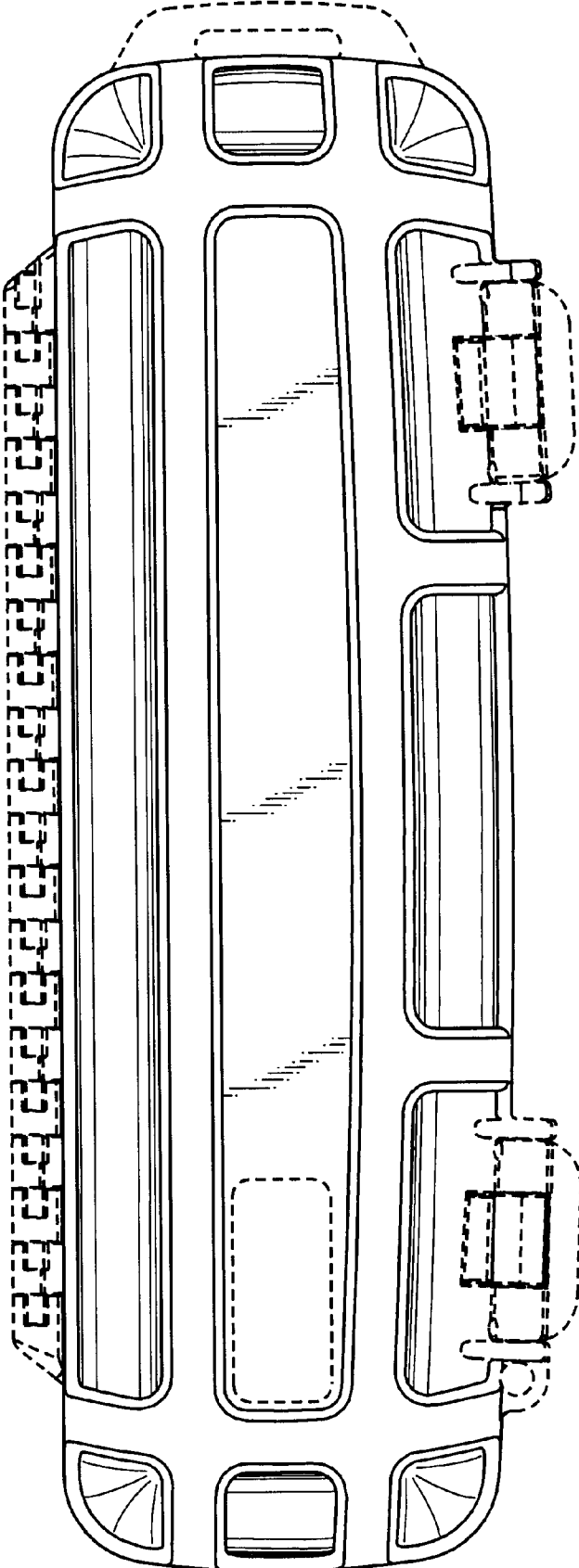


FIGURE 2

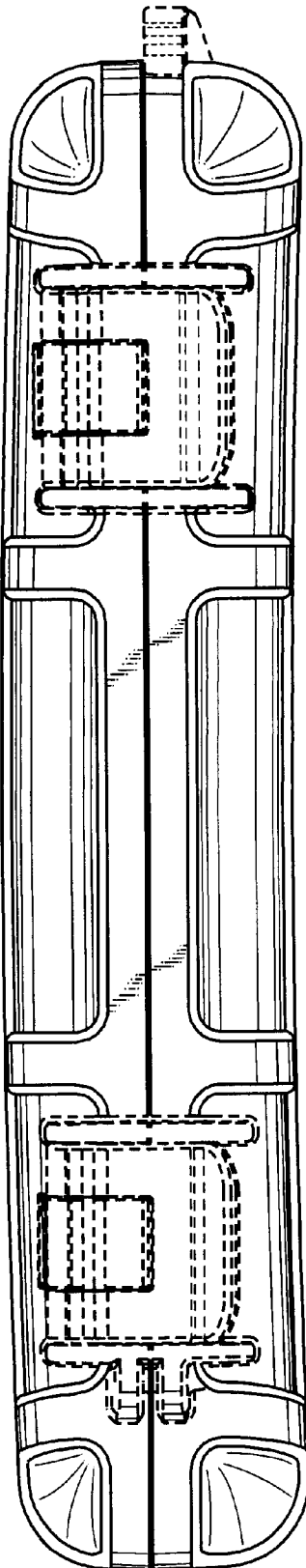
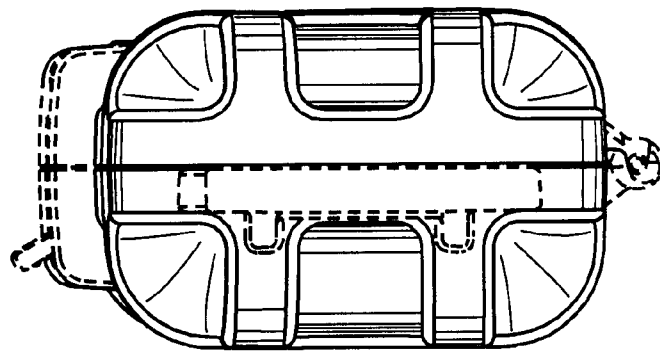
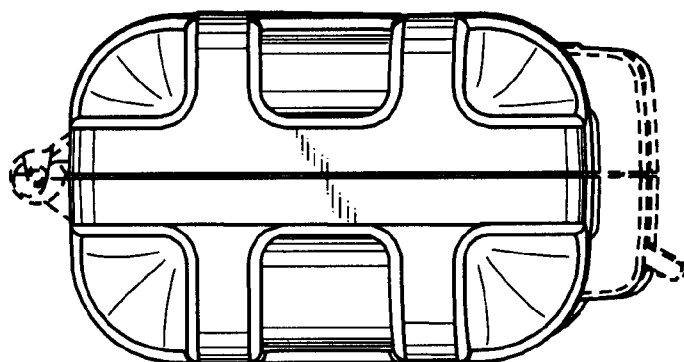


FIGURE 3



**FIGURE 4**



**FIGURE 5**

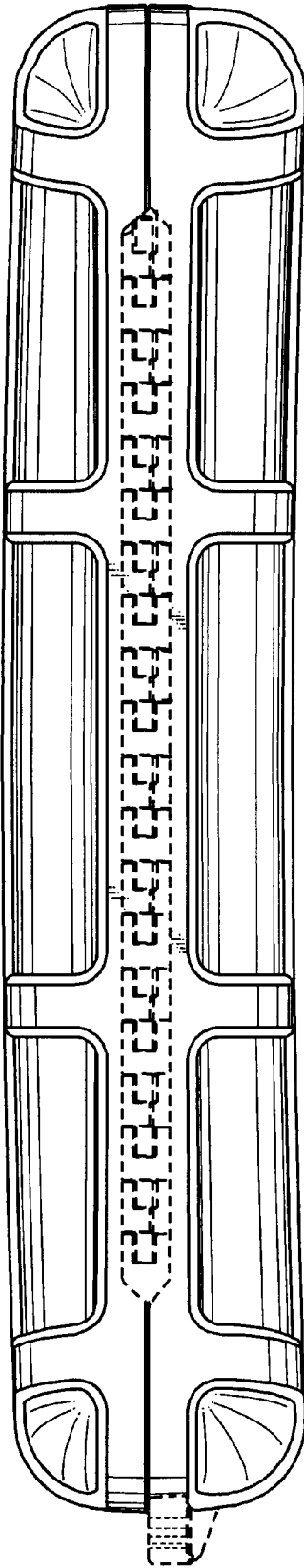
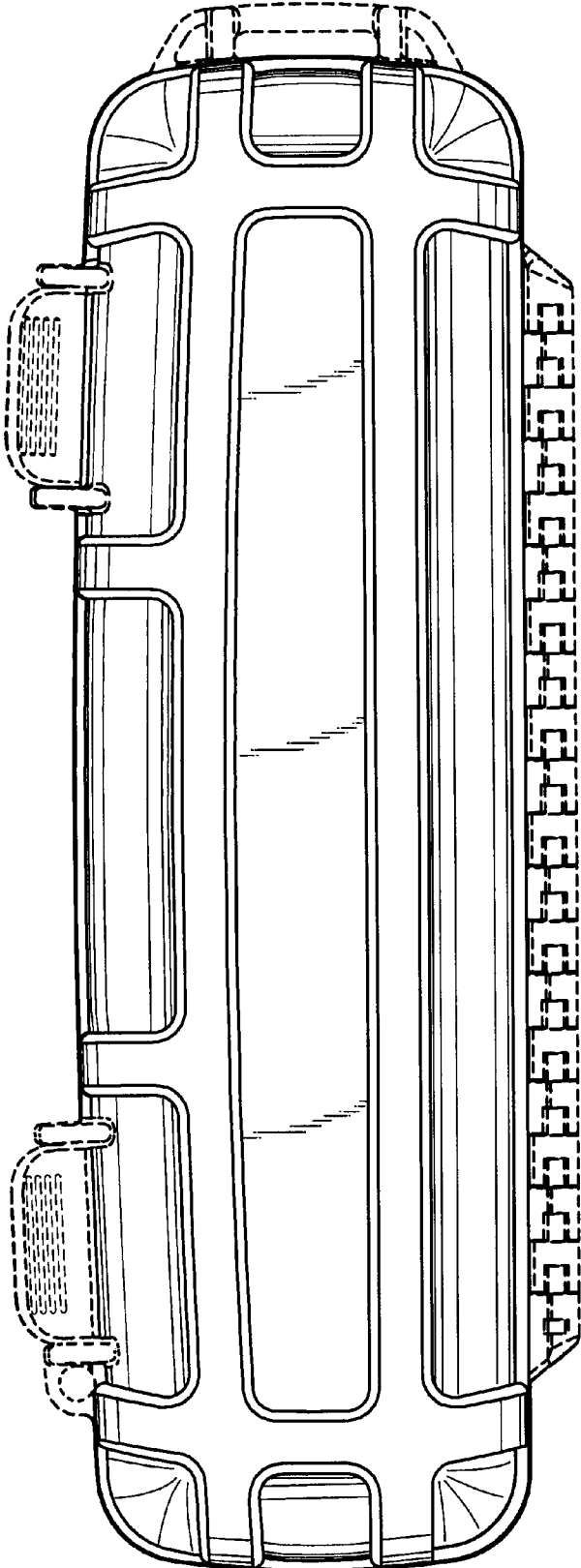


FIGURE 6



**FIGURE 7**