



US00D419297S

United States Patent [19]

[11] Patent Number: **Des. 419,297**

Richardson et al.

[45] Date of Patent: **** Jan. 25, 2000**

[54] **WATER-TIGHT CONTAINER**

[76] Inventors: **Curtis Richardson; David Bridge,**
both of 316 S. Link La., Ft. Collins,
Colo. 80524

[**] Term: **14 Years**

[21] Appl. No.: **29/101,033**

[22] Filed: **Feb. 23, 1999**

[51] **LOC (7) Cl.** **03-01**

[52] **U.S. Cl.** **D3/273; D3/294**

[58] **Field of Search** **D3/272, 273, 276,**
D3/282, 294, 905; D9/420, 423, 424; 206/349,
373, 372, 508, 518; 220/334, 338, 344

[56] **References Cited**

U.S. PATENT DOCUMENTS

D. 216,853	3/1970	Schurman	D3/281
D. 220,233	3/1971	Schurman	D3/294
D. 275,822	10/1984	Gatland et al.	D3/282
D. 327,646	7/1992	Hardigg et al.	D9/425

D. 329,747	9/1992	Embree	D3/294
D. 330,329	10/1992	Brightbill	D3/302
D. 335,220	5/1993	Ward et al.	D3/302
D. 342,609	12/1993	Brightbill	D3/294
D. 347,324	5/1994	Dickinson	D3/272
D. 353,048	12/1994	VanSkiver et al.	D3/276
D. 381,512	7/1997	Green	D3/294

Primary Examiner—Philip S. Hyder
Attorney, Agent, or Firm—Dean P. Edmundson

[57] CLAIM

The ornamental design for a water-tight container, as shown.

DESCRIPTION

FIG. 1 is a front perspective view of a water-tight container of our design;

FIG. 2 is a top plan view thereof;

FIG. 3 is a bottom plan view thereof;

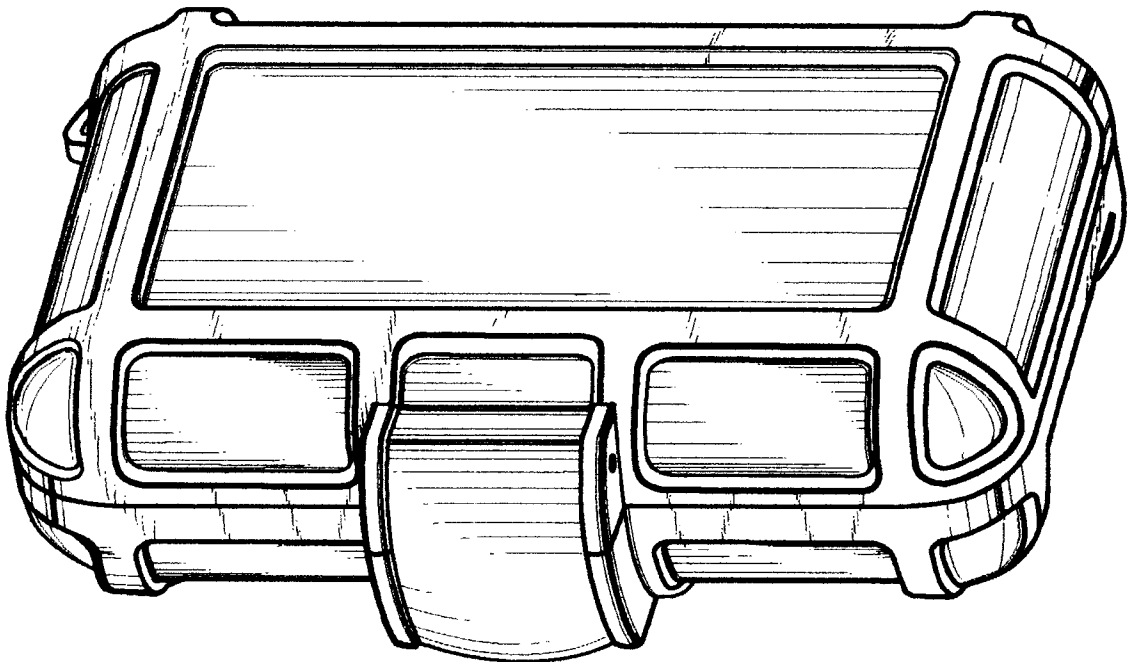
FIG. 4 is a front elevational view thereof;

FIG. 5 is a rear elevational view thereof;

FIG. 6 is a right side elevational view thereof; and,

FIG. 7 is a left side elevational view thereof.

1 Claim, 3 Drawing Sheets



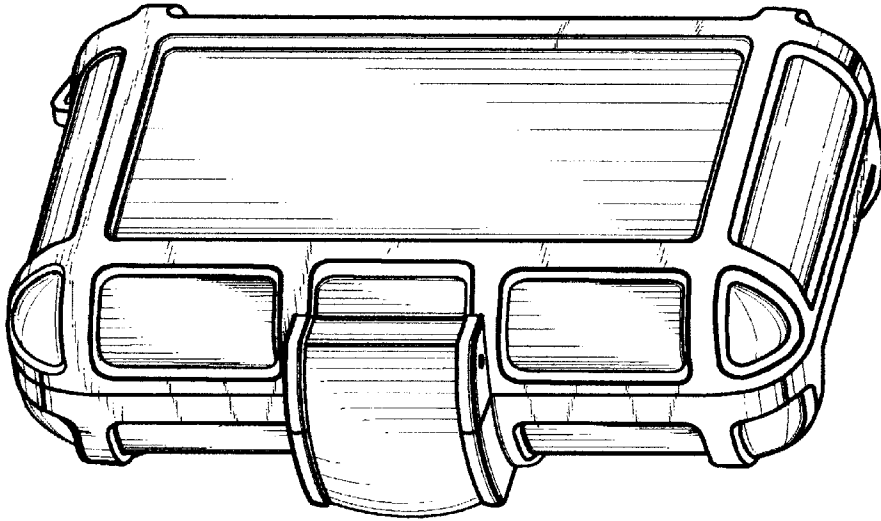


FIGURE 1




FIGURE 4

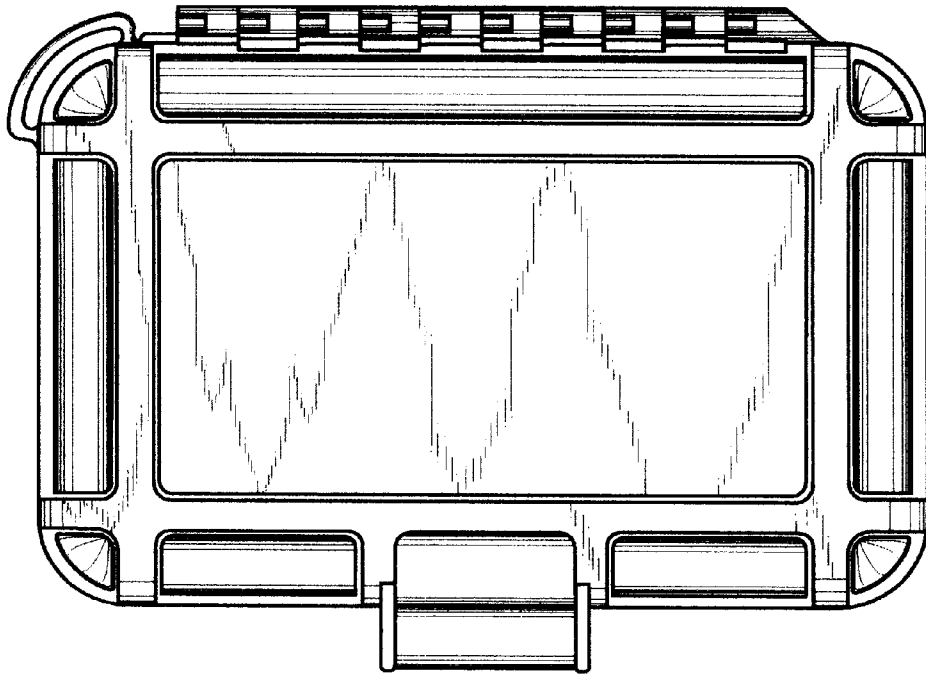


FIGURE 2

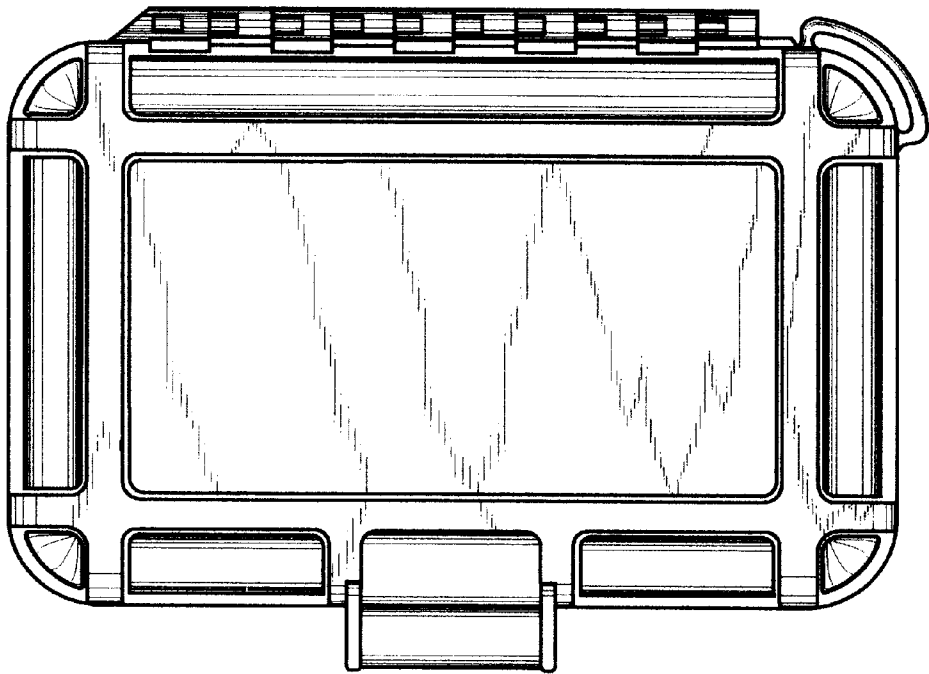


FIGURE 3

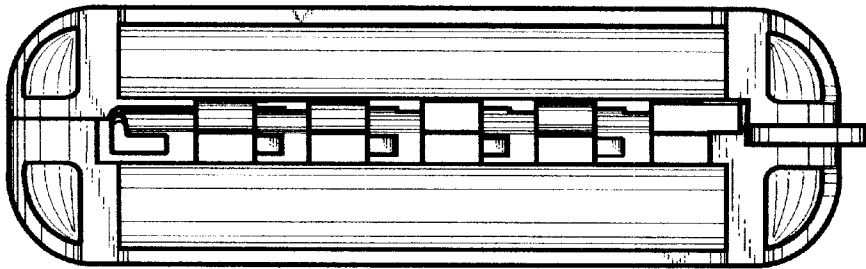


FIGURE 5




FIGURE 6




FIGURE 7